

Features documentation

QR Coupons

This feature will allow you to create discount coupons that will be unlocked by scanning a specific QR Code. Once unlocked, the customer can use the discount when he wants.

That means the coupon will not appear in the app for the user until he has scanned the QR Code (When you will add a coupon code you will not see it until you've scanned the QR code). As a business owner you create a QR coupon, and you obtain a QR Code. You can distribute this QR code on your website or in a newsletter, etc to reward specific actions, or just show it to premium clients so that they can flash it. Once scanned the coupon will appear in their apps.




To add it to your app, just click on from **“Add pages”**.

Then let's create a QR Coupon.

Features documentation

FEATURE SETTINGS





Page name:

Activated
☐

Social Sharing
☐

CREATE A NEW DISCOUNT



Picture :

Name : *

Description : *

Conditions : *

☐ use only once ?

End at :

or illimited : ☐ (you'll be able to remove this promotion later)

- You can add a picture to illustrate your special offer.
- Give a name to your coupon.
- Enter a description of your special discount.
- Enter the required conditions to access this discount.
- You can decide if you want this discount to be available only once for each customer or unlimited.
- Then you can decide if you want your discount to be limited in time and set an end date. But you can also decide to set it to “illimited” and decide later when you want to stop this special offer.

Once you’ve set your coupon as you want, click on **“Generate QR Code”**. It will create a QR Code that you can print and display anywhere you want to allow the users of the app to scan it to benefit from your QR Coupon!. Note that you don’t have to add the Code Scan feature to your app because your QR coupon will be

Features documentation

scanned from the scanner which is in the feature QR Coupon directly (do not scan from the Code Scan feature as it will not work from this feature).

Unique solution ID: #1014

Author: support

Last update: 2018-11-05 10:14