

# Features documentation

## Editor's Messages feature

This article will explain how to use the Editor's Messages feature.

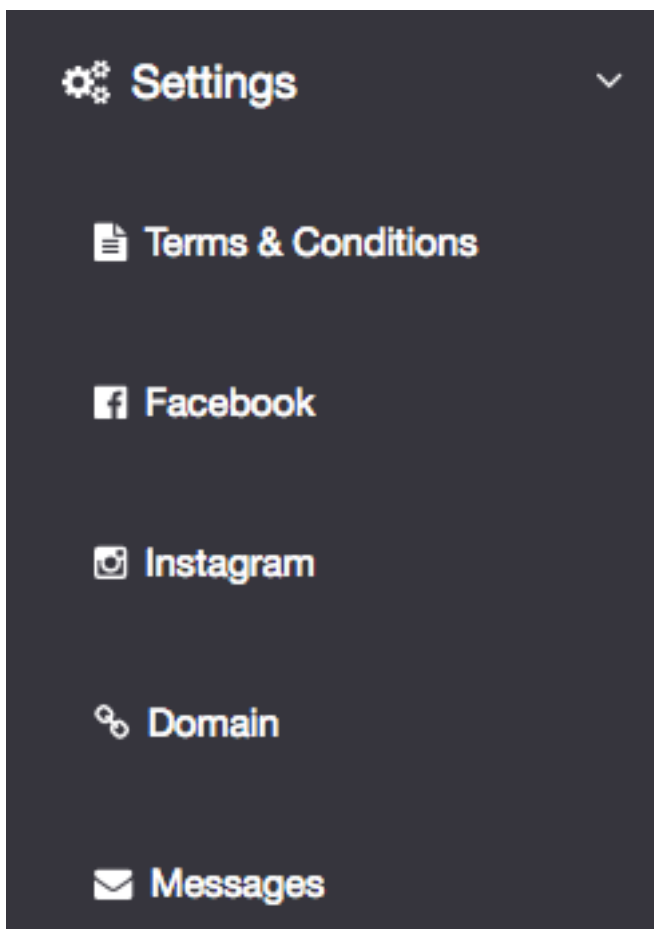
Sometimes, multiple users want to work on the same app. ABCApp gives you the ability to share an app between multiple users in order they work together on the same project.

But how can they talk to each other about modifications they make, share ideas about the great app they are building?

The Editor's Messages feature comes to answer to these needs.

From this feature, directly inside your app Editor, you are now able to share your ideas and tell to the others what you are doing. You can also share images/photos:

- In the Editor of your app, click on Settings then Messages.








- Type your message then click on “Send”:






## Features documentation





## MESSAGES









Attach a file

Source





































**B***I*U~~S~~<sub>x<sub>2</sub></sub><sup>x<sup>2</sup></sup>*T<sub>x</sub>*





StylesNormalFontSizeA<sup>A</sup>

Just added the Wordpress feature and selected all the categories.

John, please select the colors according to the client's logo.

body p

Send

No messages for now.

- The other users will be able to see that message from their Editor and answer you following the same process:

Jun 24, 2016 8:47:47 AM - Me

---

Just added the Wordpress feature and selected all the categories.

John, please select the colors according to the client's logo.

Is Done! It is as simple as that

Unique solution ID: #1019

Author: support

Last update: 2017-04-25 06:53