


Features documentation

Audio


In this article, we will learn how it is possible to integrate your playlists or the one of your favorite artists into your app.



To create a Music page in your app click on

Now this appears:

FEATURE SETTINGS



Page name:

Audio

Activated

☒

ADD

+

BACKGROUND

▼

Click on "+" to create a new playlist in this page.

This appears :

Playlist title: *


Add a picture

OK

Enter the name of your playlist and a cover photo.

Features documentation

Playlist title: *







Sound of summer

OK

Then click on **“OK”** to save your choice.

This appears:

Add albums and tracks to the playlist: **Sound of summer**

 iTunes	 SoundCloud	 Podcast
 Custom		


You have four possibilities to add songs and albums to your playlist:

- **iTunes**
- **SoundCloud**
- **Podcast**
- **Custom**

Let's start by **iTunes**.

Features documentation

iTunes



Click on the iTunes icon

This appears:

ITUNES

Artist

Album

Title

Search

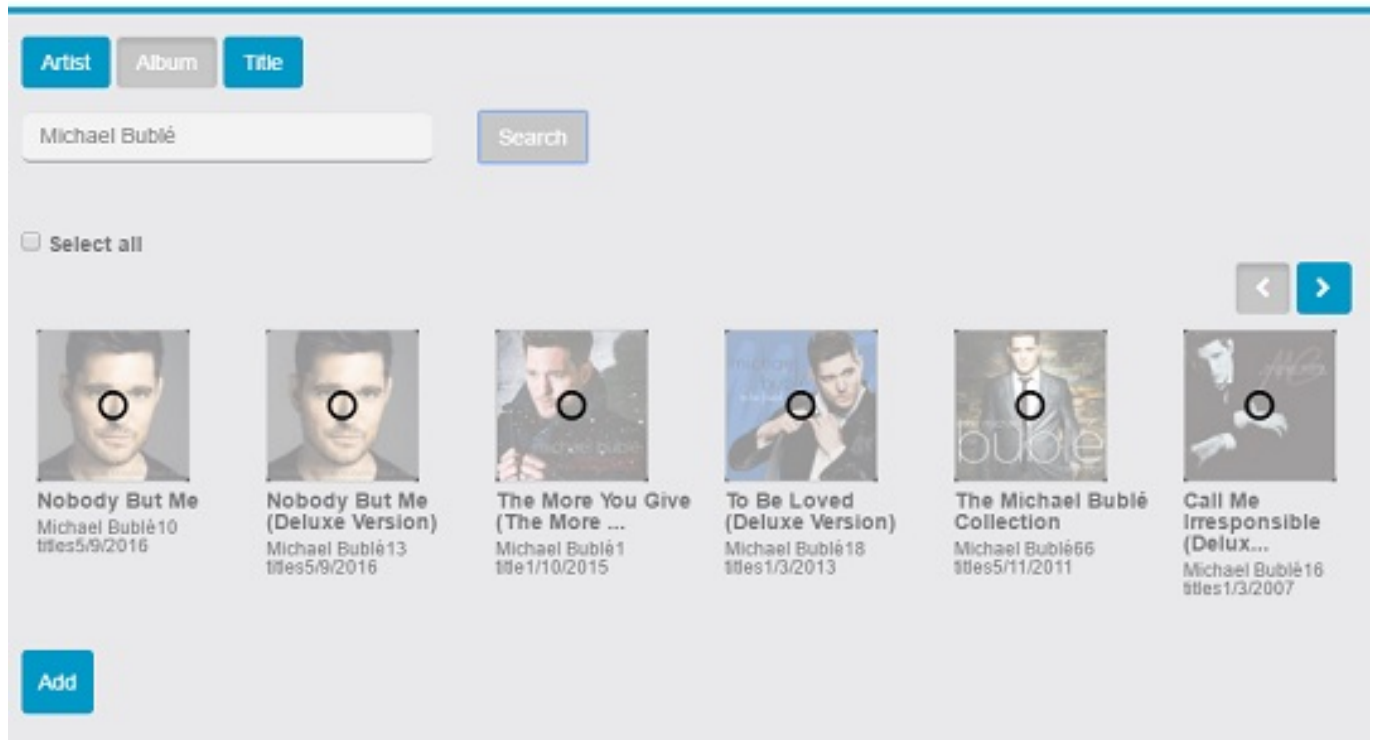
You have three possibilities to search the songs you want to add to your playlist:

- Artist
- Album
- Track

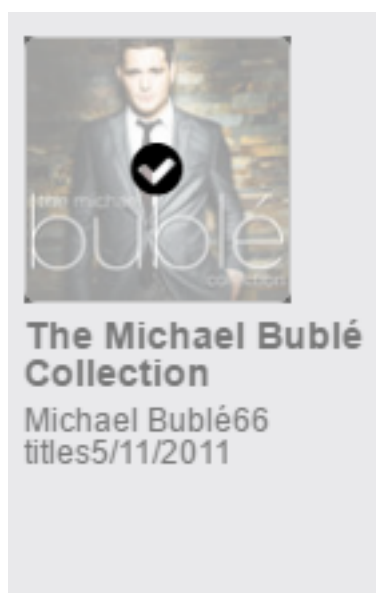
Then enter your research in the field, then click on "Search". This appears:

Features documentation

ITUNES




Click on the album, the track or the artist you want to add to your playlist. Once the album, the track or the artist you want to add is selected, it appears like this:



Once you have finished your selection, click on "Add" to validate your choice.

SoundCloud

Features documentation



Click on the SoundCloud icon . This appears:



You have two possibilities for SoundCloud:

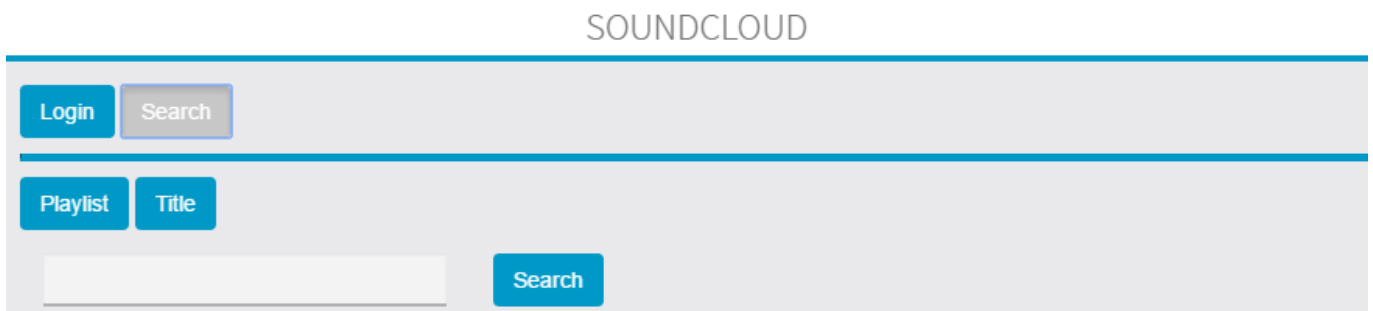
- If you have a SoundCloud account you can add your own tracks.
- If you want to share the tracks of your favorite artists from SoundCloud

If you have a SoundCloud account:

Click on "Login".

If you want to share the tracks of your favorite artists:

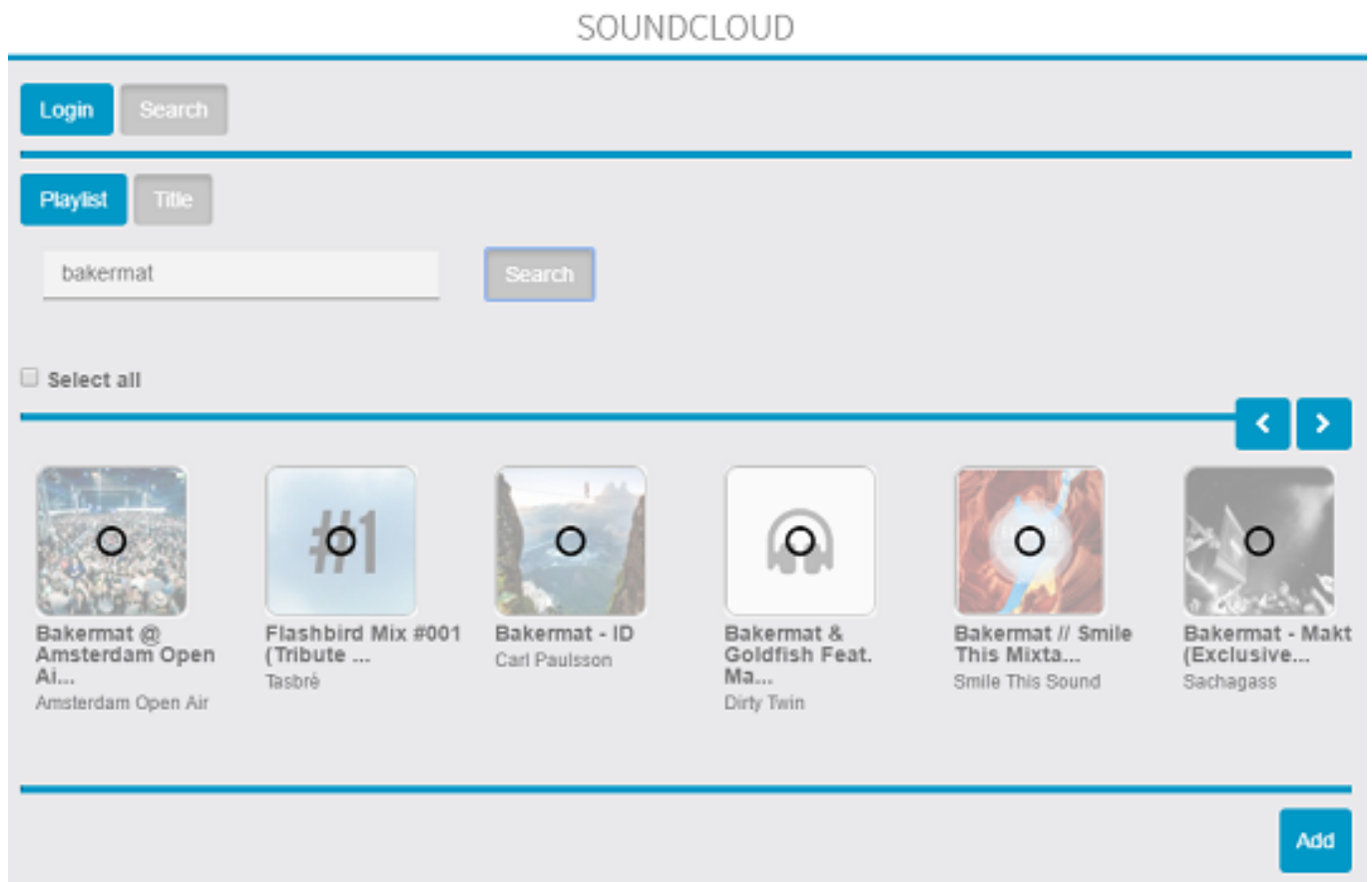
Click on "Search". This appears:



As for iTunes, you have the choice between Playlist and Track. Select the one you want and then enter your search in the field.

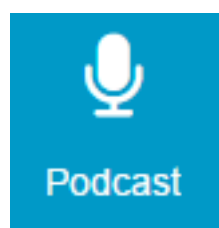
For example this appears:

Features documentation

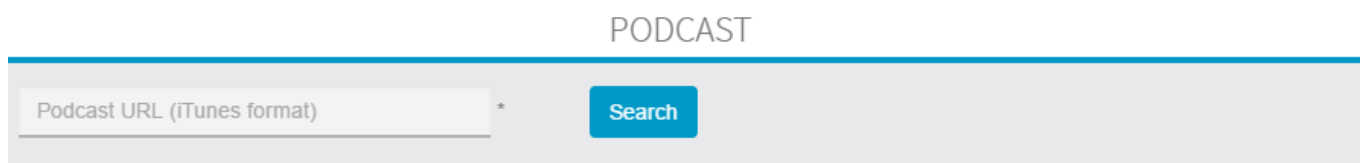


Click on the album, the track or the artist you want to add to your playlist. Then click on "Add".

Podcast



Click on the Podcast icon. This appears:




Features documentation

Enter the URL address of the podcast (.xml format) you want to integrate. Then click on "Search".

PODCAST

*




Title: Note To Self

Description: Host Manoush Zomorodi talks with everyone from big names techies to elementary school teachers about the effects of technology on our lives, in a quest for the smart choices that will help you think and live better.

Last update: 14/09/16

Then click on "Add" to add this podcast to your playlist.

Custom



Click on the custom icon. This appears:

CUSTOM

Artist:

Album:

+ Add a track

0 titles

Title: *

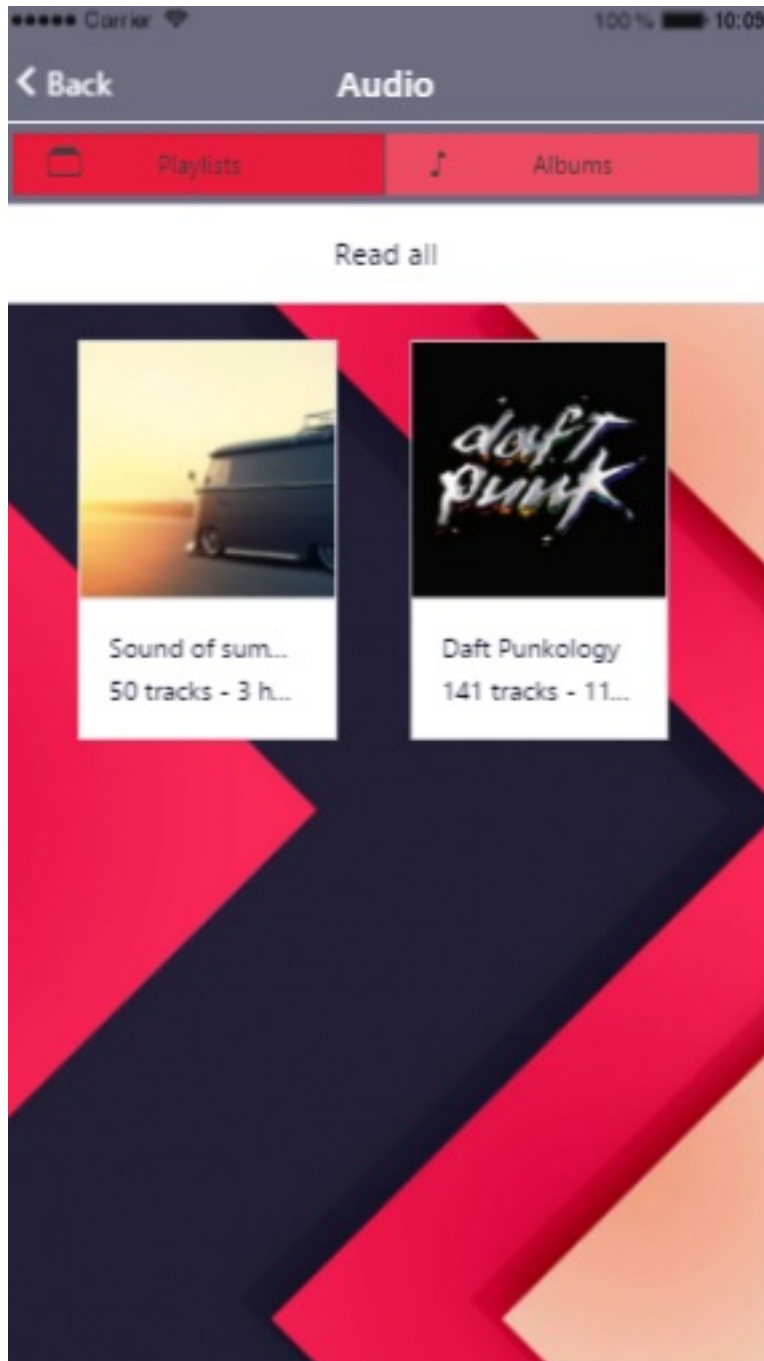
Artist:

URL (.mp3): *

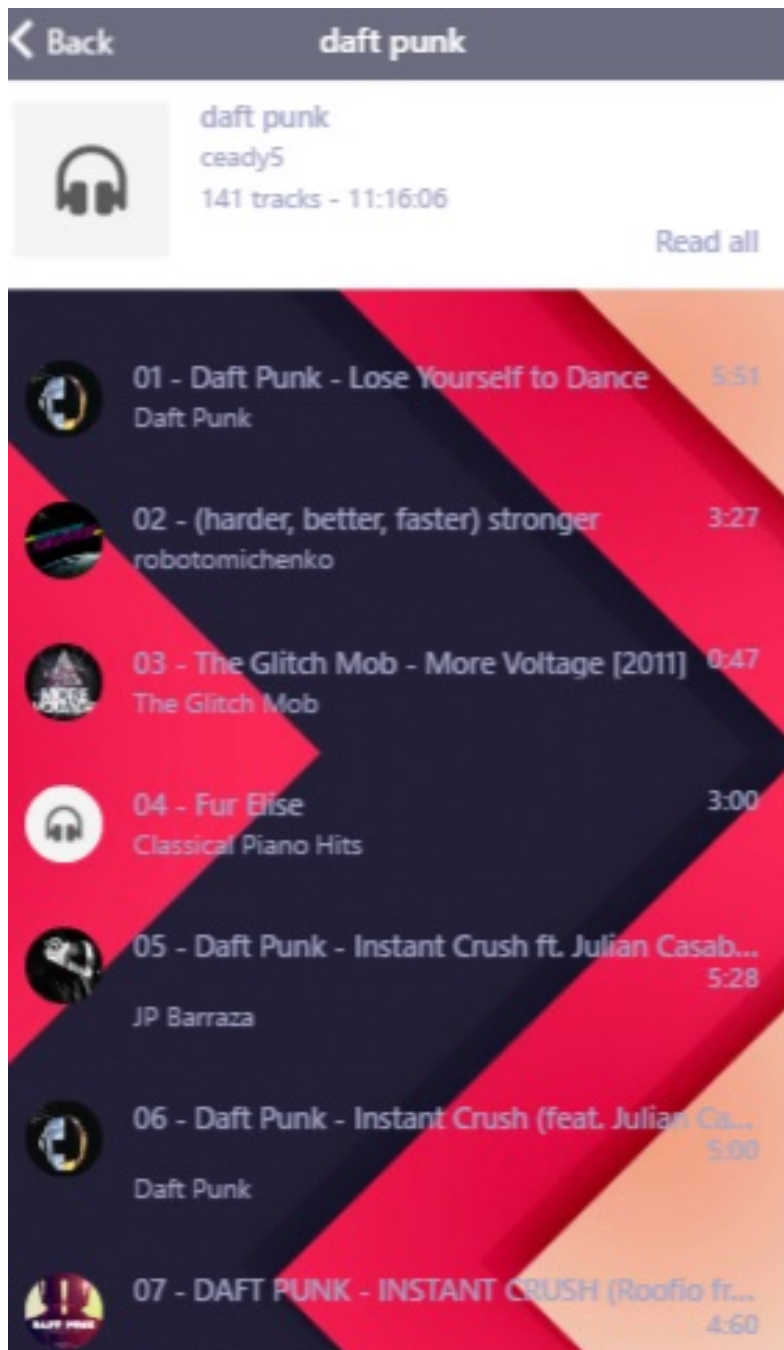
In this part you are able to share tracks you host on your own site. To integrate your tracks, enter the information needed in the fields and then click on "Save".

You can obtain this:

Features documentation



Features documentation



Unique solution ID: #1008
Author: support
Last update: 2018-11-05 10:20